










Emergency Aid

Age of youngster	Base activity		Allowing to them to do.		Included in badges	
Younger Beavers	Show that you know what to do if someone has an accident.	➔	Know why it is important to tell an adult when an accident happens. Can do simple first aid for someone who has a cut or bruise.	Helping someone who is unconscious. Helping someone who is bleeding.		Stage 1 
Older Beavers	Learn your own address and phone number.	➔	Find out how to call the emergency services and know what to say.			
Younger Cubs	Show that you know how to treat mild burns, scalds, cuts or grazes and make a call to the emergency services.	➔	Explain how to help someone who: is unconscious is bleeding has a burn is having an asthma attack.			Stage 2 
Older Cubs						
Younger Scouts	Find out what accidents and incidents can happen outdoors or during your camp. Show how you would deal with them.	➔	Explain how to help someone who: is unconscious and not breathing has heat exhaustion has hypothermia is choking			Stage 3 
Older Scouts	Knowing what to do in an emergency.		Explain how to help someone who: is having a heart attack has a head injury has a suspected spinal injury has a broken bone has a sprain or strain has meningitis.			Stage 4 