










## Lighting a match

Age of youngster	Base activity		Allowing to them to do.		Included in badges	
Younger Beavers	Lighting a match	➔	Light a candle			
Older Beavers	Collect wood and help to build a fire	➔	Cook something on a fire or over a BBQ.			
Younger Cubs	Make and light a fire		Help someone prepare a fire for cooking on. Cook something in the embers of a fire. Cook something on a stick.			
Older Cubs	Cook a backwoods meal	➔	Cook a meal with your Six			
Younger Scouts	Cook a backwoods meal with the group.	➔	Prepare and light an open fire or set up a suitable stove. Use it to prepare, cook and serve a meal safely.			
Older Scouts	How to build a fire and use basic lighting techniques.	➔	You should not use man-made materials such as paper or firelighters and also know the burning properties of different types of wood.			

A sheet which can be used within groups to decide what level should be used at each section, and how this aids the sections above and fits into the Challenge Badge system, and then onto their activity badges.