











## Cooking a Marshmallow.

Age of youngster	Base activity		Allowing to them to do.		Included in badges	
Younger Beavers	Roasting marshmallows on a fire					
Older Beavers	Cook on a fire or barbeque					
Younger Cubs	Cook a meal with your Six	➔	Cook something using a billy can.			
Older Cubs	Cook a backwoods meal	➔	Cook something in the embers of a fire. Cook something on a stick.			
Younger Scouts	Cook a backwoods meal with the group.	➔	Prepare and light an open fire or set up a suitable stove. Use it to prepare, cook and serve a meal safely.			
Older Scouts	Lead the cooking of a meal for the group.	➔	Plan a balanced menu for a short camp.	Cook and serve at least one of the meals from your menu. The meal must be at least two courses and can be prepared on an open fire on camp.		

A sheet which can be used within groups to decide what level should be used at each section, and how this aids the sections above and fits into the Challenge Badge system, and then onto their activity badges.