

## 30th Birthday Activity List



Use the next few pages to help give the 30th year of beavers a bit of a 30 twist. The challenge is to complete 30 of these activities, and colour in one candle for each one completed. This colouring in might be completed as a colony, or as a beaver.


The challenges are split into six areas which are not directly linked to the Challenge Badges, but should help towards, therefore still allowing for a normal balanced programme to continue. Some activities will take a whole evening to complete, some you will need to join with other other beaver colonies, and some will only take a short amount of time during the colony meeting.

Some activities will need extra adults to help, and you will need to complete the your own risk assessments before you complete all the activities.

Some activities will need extra resources which you will be able to find in the resources sheets which are with this main booklet.

I hope that you will enjoy using these resources with your beavers, and have a very enjoyable 30th Birthday in your colony.

Stuart



## Greater than our Colony Challenges.



**Activity 1: Take part in a district activity with more than 30 other beavers.**

Take part in a district beaver activity which has more than 30 beavers from other different colonies than their own. This could be as part of a district celebration for the 30th birthday, or could be as part of a district beaver event.

**Activity 2: Take part in a county activity with more than 30 beaver colonies.**

This activity may be as part of the 30th birthday activities, or might be a annual county beaver event.

**Activity 3: Go for a walk around the district for 30 minutes there and 30 back.**

See if you can walk to another beaver colony in 30 minutes and have a drink of squash with them, and then walk back. Planning and risk assessment will need to be completed before taking the beavers out of the normal meeting place.

**Activity 4: Write down or draw a poster to show what happens at beavers.**


Give out the beavers a sheet of paper, and see if they can produce a poster listing or drawing 30 activities that they take part in whilst at beavers. These posters could then be put up with some contact information around the district to increase the numbers at the colony. It may be worth giving larger paper to some beavers and allowing them to work as a pair or group.

**Activity 5: Meet 30 people connected to scouting.**

Get different members of scouting to come in and introduce themselves to the beavers and explain what role they have. This could be people like the ADC beavers, ADC cubs, cub, scout and explorer leaders, DC, quartermaster, chairperson, treasurer and even members of the county or district team.

**Activity 6: Spend 30 minutes talking to other scouting people across the world.**

Take part in JOTA / JOTI and talk to beavers, cubs, scouts, brownies, or guides across the world in October each year. This is great way of the beavers talking to other members outside of the county, and sometimes out of the UK. Set up a link with a beaver colony over 30 miles away. Through this link allow the beavers to set up pen pals with beavers from the other colony. Have a go at completing the same activities on the same evening and swap photographs of the event. Also you could take part in the Postcard swap, happening across many Beaver Colonies.



# Community Challenges



## **Activity 1: Raise some money for a good cause.**

With the beaver colony see if you can raise £30 for a local good cause. This might be through a sponsored event such as staying quiet for 30 minutes, or eating 30 grapes in 30 seconds. The beavers could be challenged to get 30p from as many people as they can, such as friends and family.

## **Activity 2: Interrogate a community helper with 30 questions.**

Invite someone who works in the community in to ask them 30 questions. This visitor might be someone from the emergency services, vets or doctors or could be a religious leader.

## **Activity 3: See if you can find out about the last 30 years of your colony.**

Invite people back into your colony to talk to the beavers who have been part of the history of the colony over the 30 last years, or 30 months if a new colony. This might be beavers who have left and are now Scouts / Explorers, or could be leaders who have left, but are still part of the community.

## **Activity 4: Organise an event for 30 people to come in or you visit them.**


Have a go and see if the colony can perform to a local Care Home, etc. They might perform for 30 people, or perform for 30 minutes. This could be a mixture of singing, and small little plays. It could also be a chance for them to show their work and explain how they made it, or if you are really brave try completing an make and do activity for 30 minutes.

## **Activity 5: Find about 30 different community buildings.**

See if the beavers can find out about local community buildings, this might be about their history, or might be just making a junk model of them, and then reconstructing your local area. If there are not enough community buildings with names, as you are in a small village, then you build 30 buildings to make a village.

## **Activity 6: Visit somewhere locally, and write 30 words about the trip.**

Either as colony or individual, or by using a colony mascot. Visit a place locally and then write about it. A great way of doing this, is to have a colony mascot, which can go home with a beaver for a week, in which it needs to go somewhere in the local community to do an activity. Keep a diary for all the beavers to write or type up a 30 word report about the mascot did.



## Sporty Challenges



### **Activity 1: Take part in a 30 metre shuttle run.**

Get the beavers to stand in relay lines, and then split the lines in half, with each half standing 30 metres apart. On the word go the first beaver runs 30 metres and tags the next beaver, who then runs the next 30 metre. See if the beavers can run 30 minutes between them. This could be 6 teams running 5 minutes each.

### **Activity 2: Do 30 star jumps at the start of 30 colony meetings.**

Before the opening ceremony starts, complete 30 star jumps.

### **Activity 3: Keepy upy.**

As a colony try to keep up in the air 30 balloons at the same time. See if you can complete the activity for 3.0 minutes.

### **Activity 4: Take part in a new physical activity or sport for 30 minutes.**


Try a new sport of physical activity for 30 minutes. This could be something like cricket, badminton, water polo, kite flying or dancing.

### **Activity 5: How far can you jump ?**

An outside activity. See how far the beavers can move when they jump 30 times, whilst keeping both feet together. Make sure that all the beavers jump at once, and keep a record at the end so that you can have another go later on in the year. Ask the beavers why they have improved if they have.

### **Activity 6: 30 metre swim**

Take the beavers to the local swimming pool, and see if they can all move through the water for 30 metres. This might be swimming if they can swim, or might be walking across the pool if they cannot. From this you might want to carry on with their Swimming Stage 1 badge.



## Crafty Challenges



### Activity 1: Draw a picture using 30 different shapes.

Without giving a theme give the beavers a piece of paper, and ask them to draw a picture using on 39 rectangles or circles. This might be a picture of a robot or a house and garden. You might decide to use gummed shapes, or different shape stamps.

### Activity 2: Paint / colour a picture using 30 different colours.

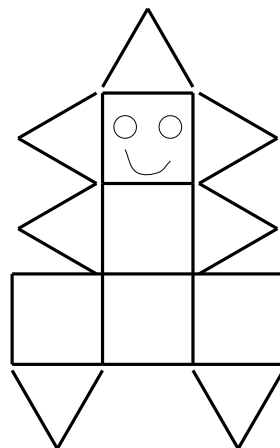
Allow the beavers to see how many different colours they can paint / colour with. Give them a sheet of paper, and ask them to make a picture using 30 different colours. Start by showing them all the different colours that you can get in a pack of felt tips.

### Activity 3: Make a model using 30 pipe cleaners.

Using 30 pipe cleaners, make a model.

### Activity 4: Making shapes using matchsticks.

Using only 30 modelling matchsticks or lollysticks make 5 squares and 7 triangles. If beavers cannot make the shape to the right, then let them design their own shapes, maybe making theirs into people. They could always sticks them down and add goggly eyes.

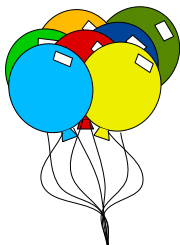


### Activity 5: Make your own printed picture.

Either using smaller pieces of paper and fingerprints, or larger paper and using hand or foot prints. Can you make a a scene ? You may need to use a dark felt tip to add the detail to the prints. You might decide to make a tree of 30 hand prints, with each child writing a message on the back.

### Activity 6: 30 biscuit or cake challenge.

Have each lodge making a batch of 30 biscuits or cakes, which they can then decorate. The decoration could be based on a theme. Check allergies before any eating or making happens.



# Country Challenges



**Activity 1: Learn 30 countries from around the world.**

Find out where 30 countries are around the world, and colour them in. Using a world map find the countries listed. (*Resource available*)

**Activity 2: Take part in a festival from another country for 30 minutes.**

Allow the beavers to complete some research about a country and then take part in one of its festivals or customs.

**Activity 3: Language lesson.**

Learn how to speak 30 words in a different language. This could be French or German, or could be from a language spoken by a parent or child from the colony. It is not needed that the children speak the words in a sentence. It could just be colours and objects, or just simple phrases, such as greetings.

**Activity 4: Puzzle competition.**


Using the resources of different landmarks and flags from different countries, see if the beavers can make the 30 piece jigsaw back together. This may be completed as a lodge sitting in a small circle, or as a relay style.

**Activity 5: Make a collage using the photos from 30 countries.**

Give out some pictures from travel magazines, or from the internet, and allow the beavers to make a collage using pictures from 30 different countries. It could also be 30 pictures from 1 country, maybe linked into the festival above. The collage could be stuck over the top of a large version of a landmark from that country, such as a pyramid from Egypt.

**Activity 6: Eat 30 spoonfuls of a food from another country.**

Have a eating colony meeting, where the beavers have a chance to sample food from different countries or country, Their challenge is to have 30 mouthfuls of the food. Checks will need to be made to allergies before any eating task is undertaken.



## Outdoor Challenges



### **Activity 1: 30 minute walk or walk for 3.0 kilometres**

Go for a 30 minute or 3.0 kilometres walk using either tracking symbols, or clues.

### **Activity 2: 30 letters of the alphabet hunt.**

Go out on a trip and find 30 words for each letter of the alphabet, with 4 of the more popular letters on their twice. Record them on the resource available. An example might be to go out to the zoo, such as Paradise Wildlife Park. (*Resource available*)

### **Activity 3: Aiming for the target.**

Set up an opportunity for the beavers to have a go at archery, either at a campsite or within a designated area. You need to make sure that all POR rules are followed if you are to carry out the activity locally, rather than as an activity on a Scout campsite. Beavers could be allowed to fire 30 arrows, either as a lodge or each, or it might be a competition to see who can score more than 30 points, either individual or as a lodge.

### **Activity 4: I spy whilst I walk.**

Give out the sheet with the 30 different objects on. Then go out for a walk around the area, and the beavers can tick off the sheet as they see them.

### **Activity 5: Building a campfire.**

See if the beavers can each find 30 sticks, which they can use to make a campfire. This could be part of a camp, or just during an evening. Once made, they could try and toast a marshmallow.

### **Activity 6: Go on a sleepover for 30 hours.**

See if the beavers can go on a sleepover for 30 hours. Whilst there they could complete some of the challenges above.